

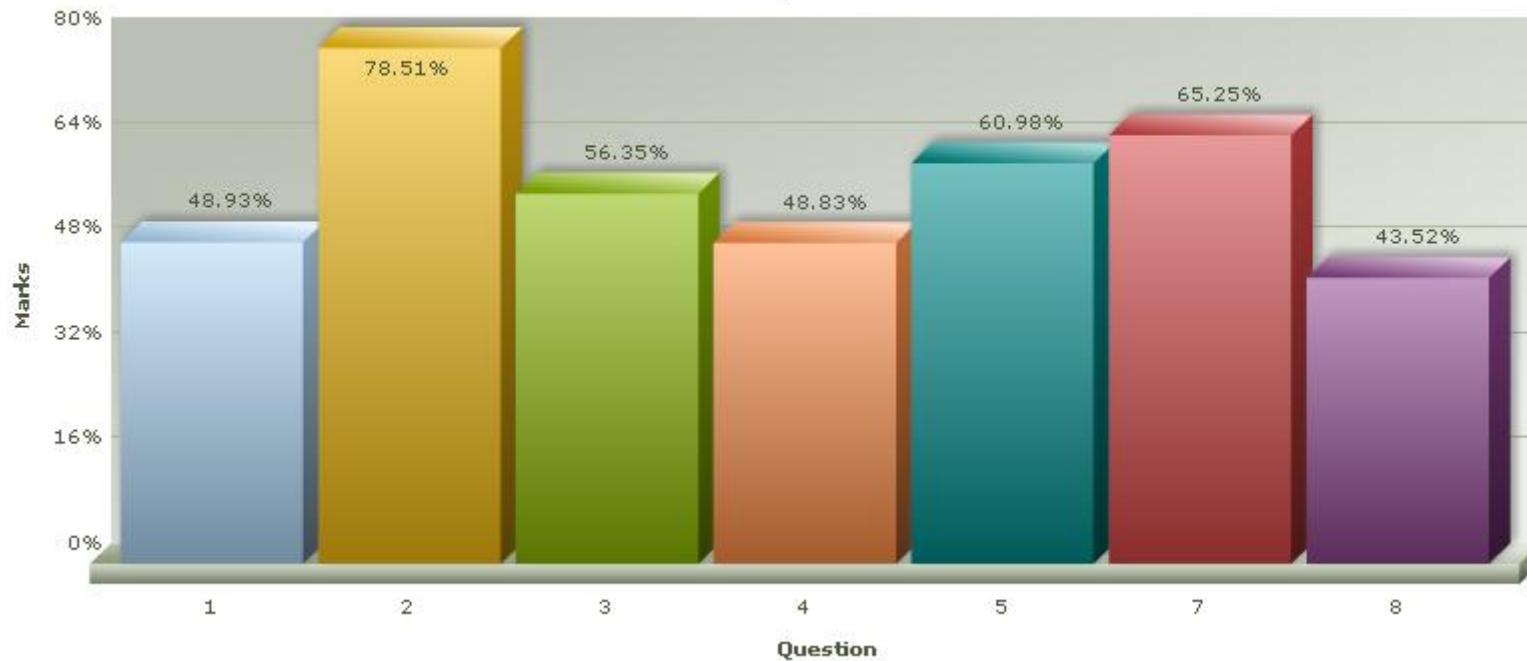
ST. XAVIER'S COLLEGE [AUTONOMOUS] , KOLKATA

3rd Year Feedback Analysis for the Department : COMA of Session : 2018-2019

Sl.No	Question	No of Students Evaluating	Evaluated out of	Evaluation Marks	Average Marks	Percentage
1	Over-all experience about the teaching-learning process in the college	591	591 * 5 = 2955	1446	2.45	48.93
2	Library facilities available in the college	591	591 * 5 = 2955	2320	3.93	78.51
3	Infrastructural facilities offered by the college	591	591 * 5 = 2955	1665	2.82	56.35
4	Experience with the office and support staff	591	591 * 5 = 2955	1443	2.44	48.83
5	Quality of the course curriculum : Honours	591	591 * 5 = 2955	1802	3.05	60.98
7	Co-curricular and extra-curricular activities	591	591 * 5 = 2955	1928	3.26	65.25
8	Level of fulfillment of your expectations during the last three years	591	591 * 5 = 2955	1286	2.18	43.52

FusionCharts v3.2 Evaluation

All Feedback Evaluation Marks
For the Department : COMA



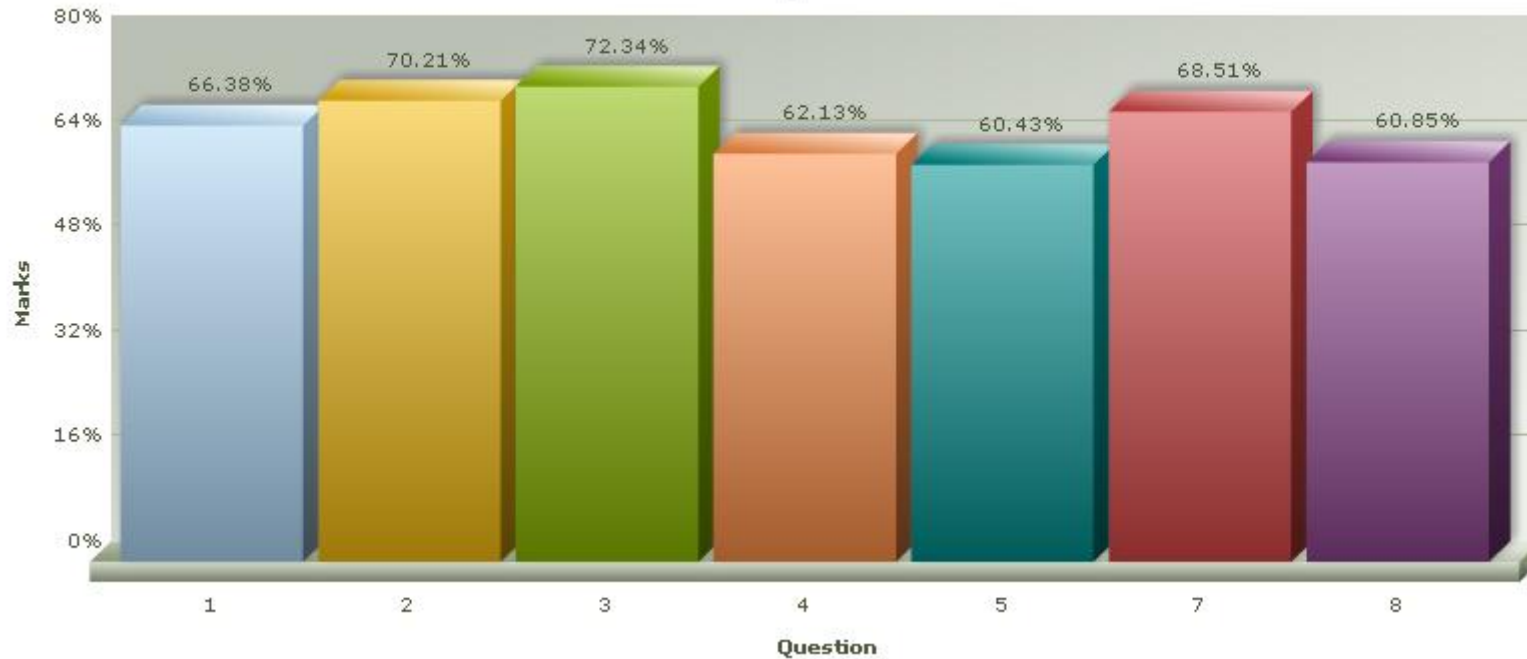
ST. XAVIER'S UNIVERSITY , KOLKATA

3rd Year Feedback Analysis for the Department : MMFI of Session : 2018-2019

Sl.No	Question	No of Students Evaluating	Evaluated out of	Evaluation Marks	Average Marks	Percentage
1	Over-all experience about the teaching-learning process in the college	47	47 * 5 = 235	156	3.32	66.38
2	Library facilities available in the college	47	47 * 5 = 235	165	3.51	70.21
3	Infrastructural facilities offered by the college	47	47 * 5 = 235	170	3.62	72.34
4	Experience with the office and support staff	47	47 * 5 = 235	146	3.11	62.13
5	Quality of the course curriculum : Honours	47	47 * 5 = 235	142	3.02	60.43
7	Co-curricular and extra-curricular activities	47	47 * 5 = 235	161	3.43	68.51
8	Level of fulfillment of your expectations during the last three years	47	47 * 5 = 235	143	3.04	60.85

FusionCharts v3.2 Evaluation

All Feedback Evaluation Marks
For the Department : MMFI



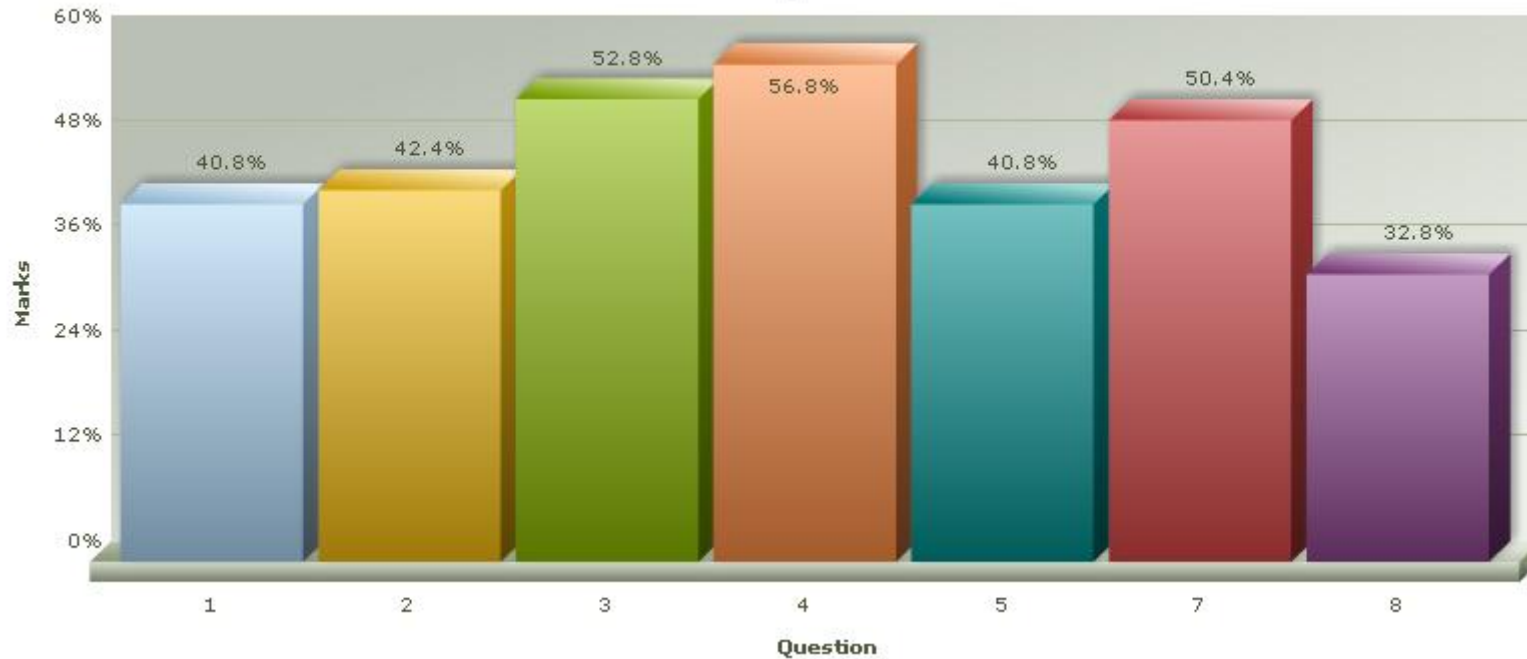
ST. XAVIER'S UNIVERSITY , KOLKATA

5th Year Feedback Analysis for the Department : MMFI of Session : 2018-2019

Sl.No	Question	No of Students Evaluating	Evaluated out of	Evaluation Marks	Average Marks	Percentage
1	Over-all experience about the teaching-learning process in the college	25	25 * 5 = 125	51	2.04	40.8
2	Library facilities available in the college	25	25 * 5 = 125	53	2.12	42.4
3	Infrastructural facilities offered by the college	25	25 * 5 = 125	66	2.64	52.8
4	Experience with the office and support staff	25	25 * 5 = 125	71	2.84	56.8
5	Quality of the course curriculum : Honours	25	25 * 5 = 125	51	2.04	40.8
7	Co-curricular and extra-curricular activities	25	25 * 5 = 125	63	2.52	50.4
8	Level of fulfillment of your expectations during the last three years	25	25 * 5 = 125	41	1.64	32.8

FusionCharts v3.2 Evaluation

All Feedback Evaluation Marks
For the Department : MMFI



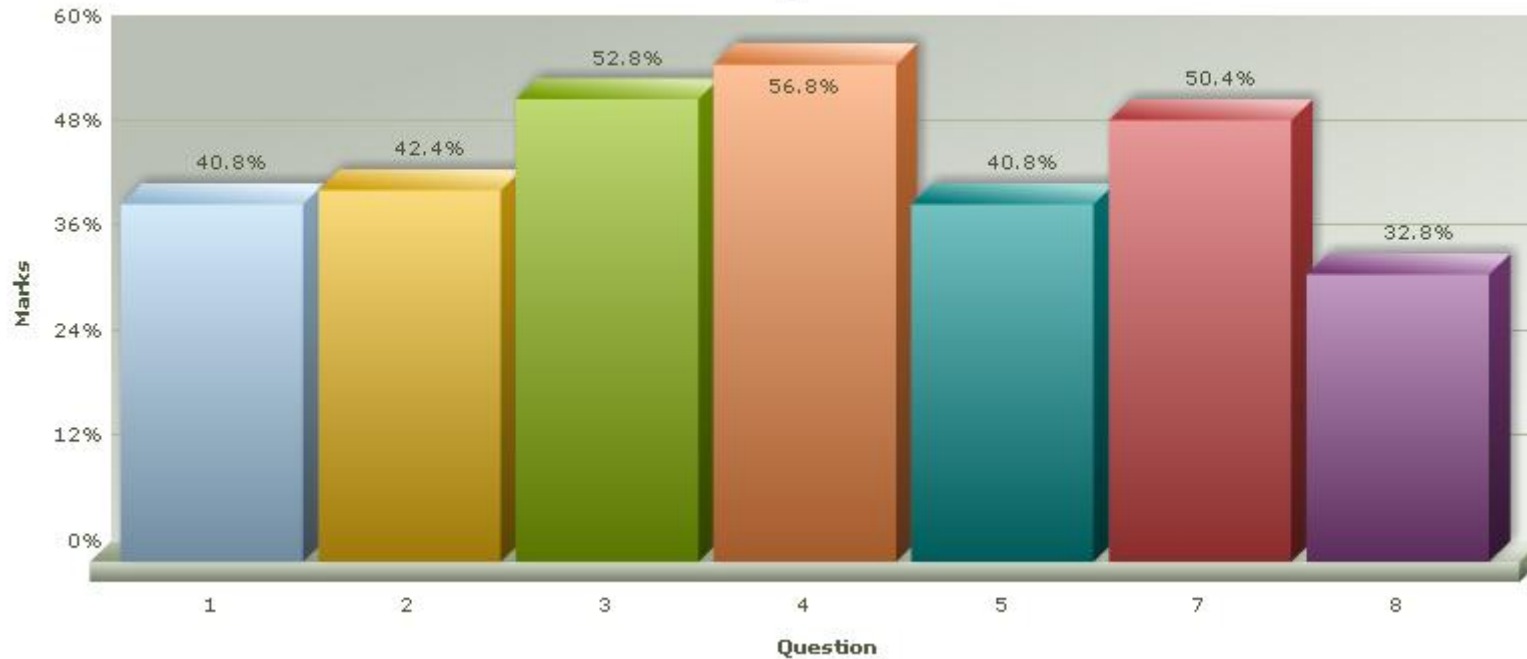
ST. XAVIER'S UNIVERSITY , KOLKATA

5th Year Feedback Analysis for the Department : MMFI of Session : 2018-2019

Sl.No	Question	No of Students Evaluating	Evaluated out of	Evaluation Marks	Average Marks	Percentage
1	Over-all experience about the teaching-learning process in the college	25	25 * 5 = 125	51	2.04	40.8
2	Library facilities available in the college	25	25 * 5 = 125	53	2.12	42.4
3	Infrastructural facilities offered by the college	25	25 * 5 = 125	66	2.64	52.8
4	Experience with the office and support staff	25	25 * 5 = 125	71	2.84	56.8
5	Quality of the course curriculum : Honours	25	25 * 5 = 125	51	2.04	40.8
7	Co-curricular and extra-curricular activities	25	25 * 5 = 125	63	2.52	50.4
8	Level of fulfillment of your expectations during the last three years	25	25 * 5 = 125	41	1.64	32.8

FusionCharts v3.2 Evaluation

All Feedback Evaluation Marks
For the Department : MMFI



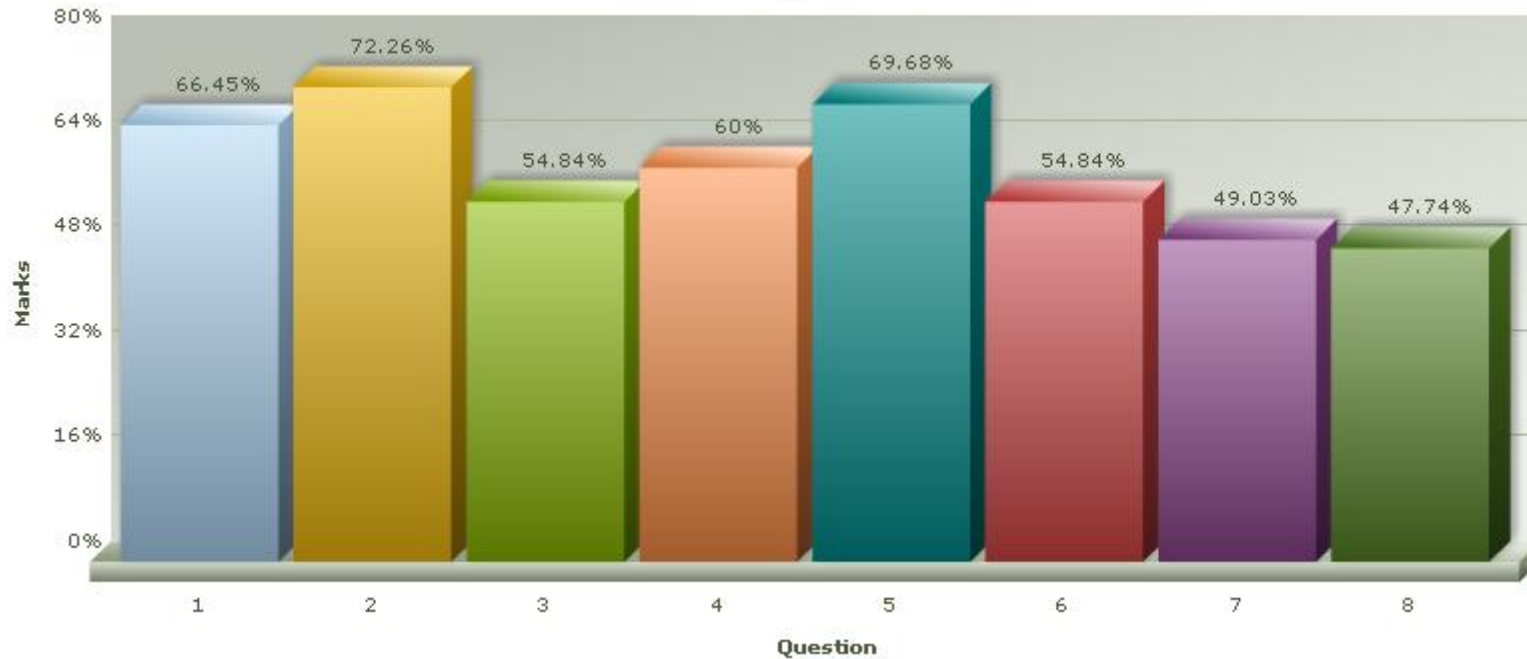
ST. XAVIER'S UNIVERSITY , KOLKATA

5th Year Feedback Analysis for the Department : BMBT of Session : 2018-2019

Sl.No	Question	No of Students Evaluating	Evaluated out of	Evaluation Marks	Average Marks	Percentage
1	Over-all experience about the teaching-learning process in the college	31	31 * 5 = 155	103	3.32	66.45
2	Library facilities available in the college	31	31 * 5 = 155	112	3.61	72.26
3	Infrastructural facilities offered by the college	31	31 * 5 = 155	85	2.74	54.84
4	Experience with the office and support staff	31	31 * 5 = 155	93	3	60
5	Quality of the course curriculum : Honours	31	31 * 5 = 155	108	3.48	69.68
6	Quality of the course curriculum : General / Ancillary	31	31 * 5 = 155	85	2.74	54.84
7	Co-curricular and extra-curricular activities	31	31 * 5 = 155	76	2.45	49.03
8	Level of fulfillment of your expectations during the last three years	31	31 * 5 = 155	74	2.39	47.74

FusionCharts v3.2 Evaluation

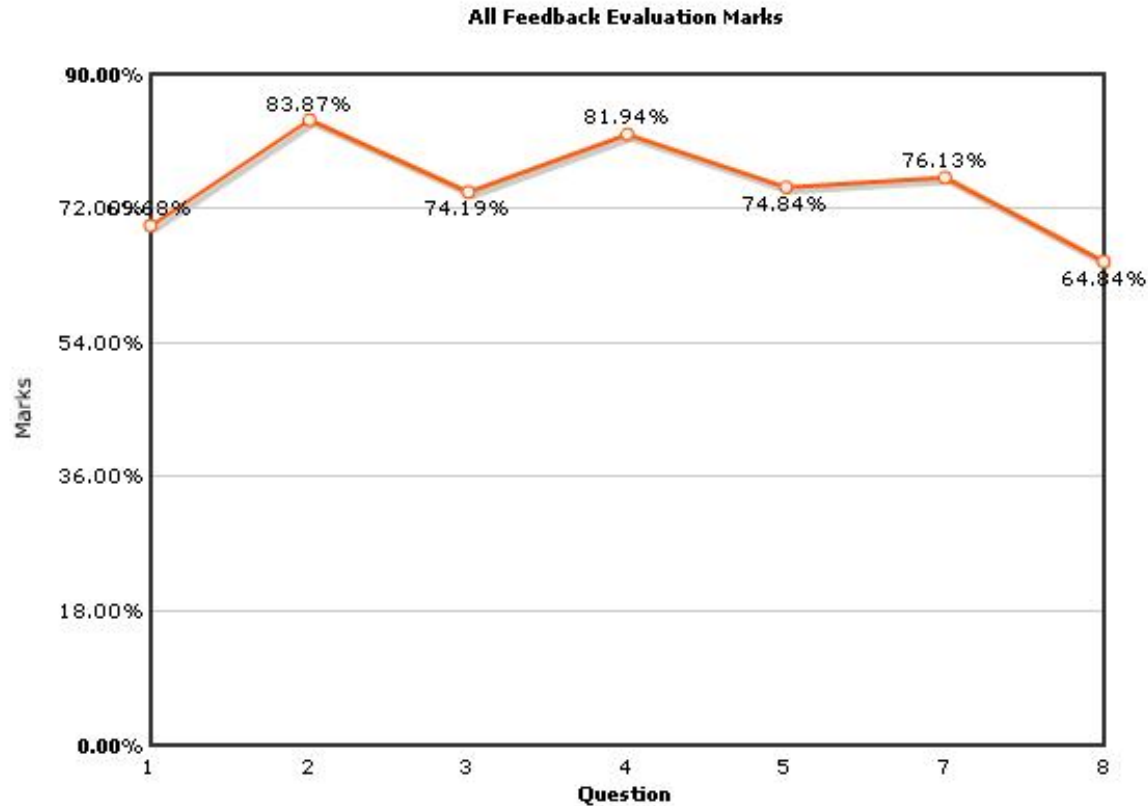
All Feedback Evaluation Marks
For the Department : BMBT



ST. XAVIER'S COLLEGE (AUTONOMOUS) , KOLKATA

2nd Year Feedback Analysis for the Department : MCOM of Session : 2019-2020

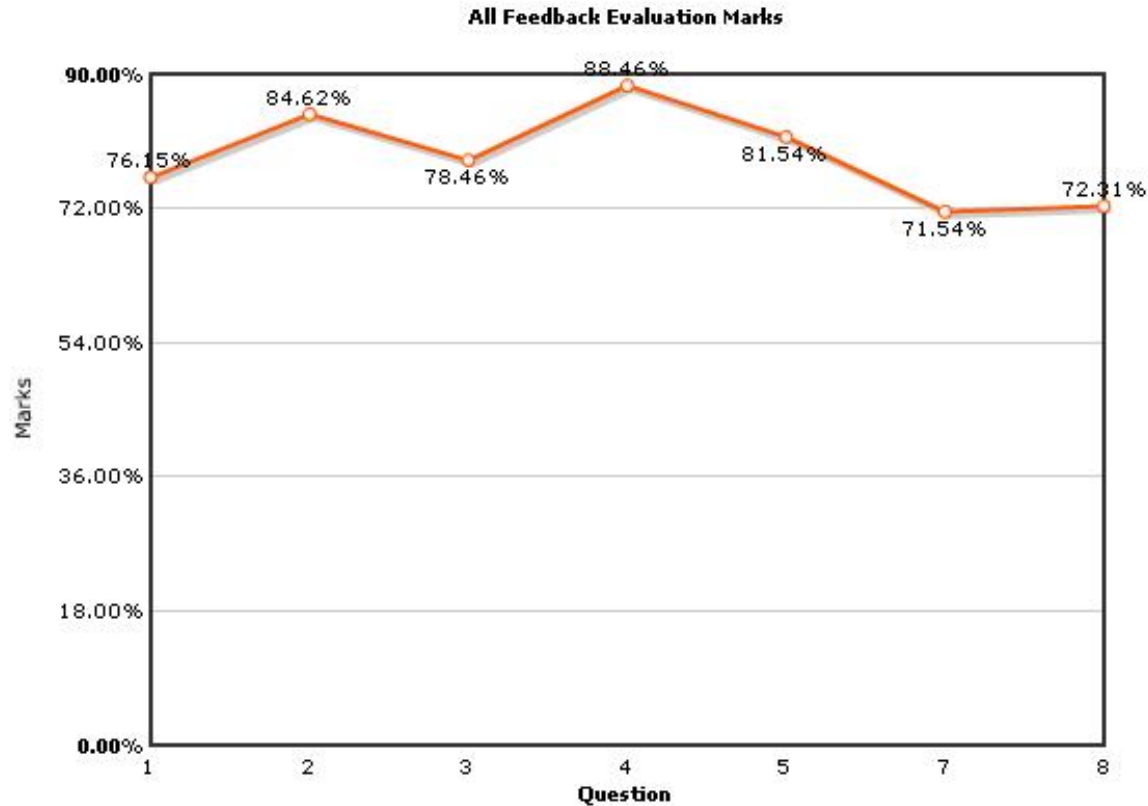
Sl.No	Question	No of Students Evaluating	Evaluated out of	Evaluation Marks	Average Marks	Percentage
1	Over-all experience about the teaching-learning process in the college	62	62 * 5 = 310	216	3.48	69.68
2	Library facilities available in the college	62	62 * 5 = 310	260	4.19	83.87
3	Infrastructural facilities offered by the college	62	62 * 5 = 310	230	3.71	74.19
4	Experience with the office and support staff	62	62 * 5 = 310	254	4.1	81.94
5	Quality of the course curriculum : Honours	62	62 * 5 = 310	232	3.74	74.84
7	Co-curricular and extra-curricular activities	62	62 * 5 = 310	236	3.81	76.13
8	Level of fulfillment of your expectations during the last three years	62	62 * 5 = 310	201	3.24	64.84



ST. XAVIER'S COLLEGE (AUTONOMOUS) , KOLKATA

1st Year Feedback Analysis for the Department : MCOM of Session : 2019-2020

Sl.No	Question	No of Students Evaluating	Evaluated out of	Evaluation Marks	Average Marks	Percentage
1	Over-all experience about the teaching-learning process in the college	52	52 * 5 = 260	198	3.81	76.15
2	Library facilities available in the college	52	52 * 5 = 260	220	4.23	84.62
3	Infrastructural facilities offered by the college	52	52 * 5 = 260	204	3.92	78.46
4	Experience with the office and support staff	52	52 * 5 = 260	230	4.42	88.46
5	Quality of the course curriculum : Honours	52	52 * 5 = 260	212	4.08	81.54
7	Co-curricular and extra-curricular activities	52	52 * 5 = 260	186	3.58	71.54
8	Level of fulfillment of your expectations during the last three years	52	52 * 5 = 260	188	3.62	72.31



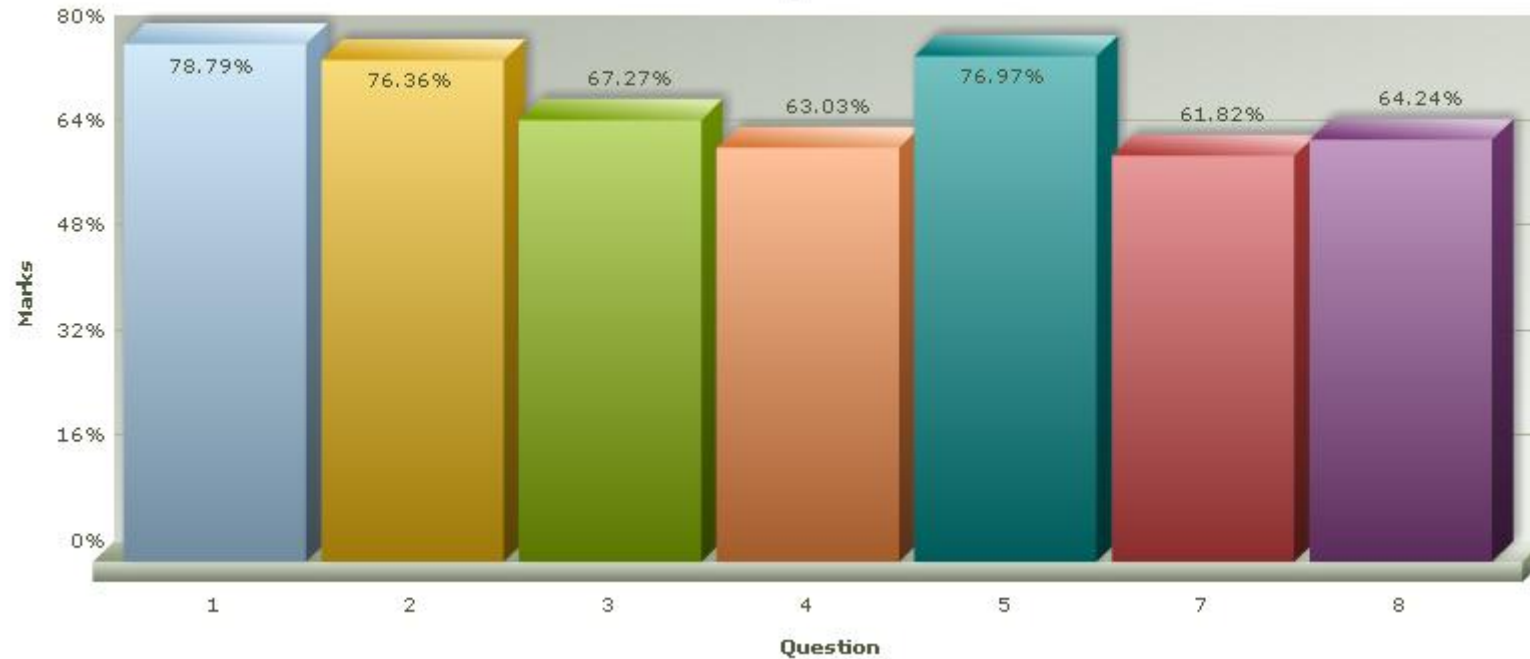
ST. XAVIER'S COLLEGE (AUTONOMOUS) , KOLKATA

5th Year Feedback Analysis for the Department : BMBT of Session : 2019-2020

Sl.No	Question	No of Students Evaluating	Evaluated out of	Evaluation Marks	Average Marks	Percentage
1	Over-all experience about the teaching-learning process in the college	33	33 * 5 = 165	130	3.94	78.79
2	Library facilities available in the college	33	33 * 5 = 165	126	3.82	76.36
3	Infrastructural/lab/practical facilities offered by the college	33	33 * 5 = 165	111	3.36	67.27
4	Experience with the office and support staff	33	33 * 5 = 165	104	3.15	63.03
5	Quality of the course curriculum	33	33 * 5 = 165	127	3.85	76.97
7	Co-curricular and extra-curricular activities	33	33 * 5 = 165	102	3.09	61.82
8	Level of fulfillment of your expectations during the last four years	33	33 * 5 = 165	106	3.21	64.24

FusionCharts v3.2 Evaluation

All Feedback Evaluation Marks
For the Department : BMBT



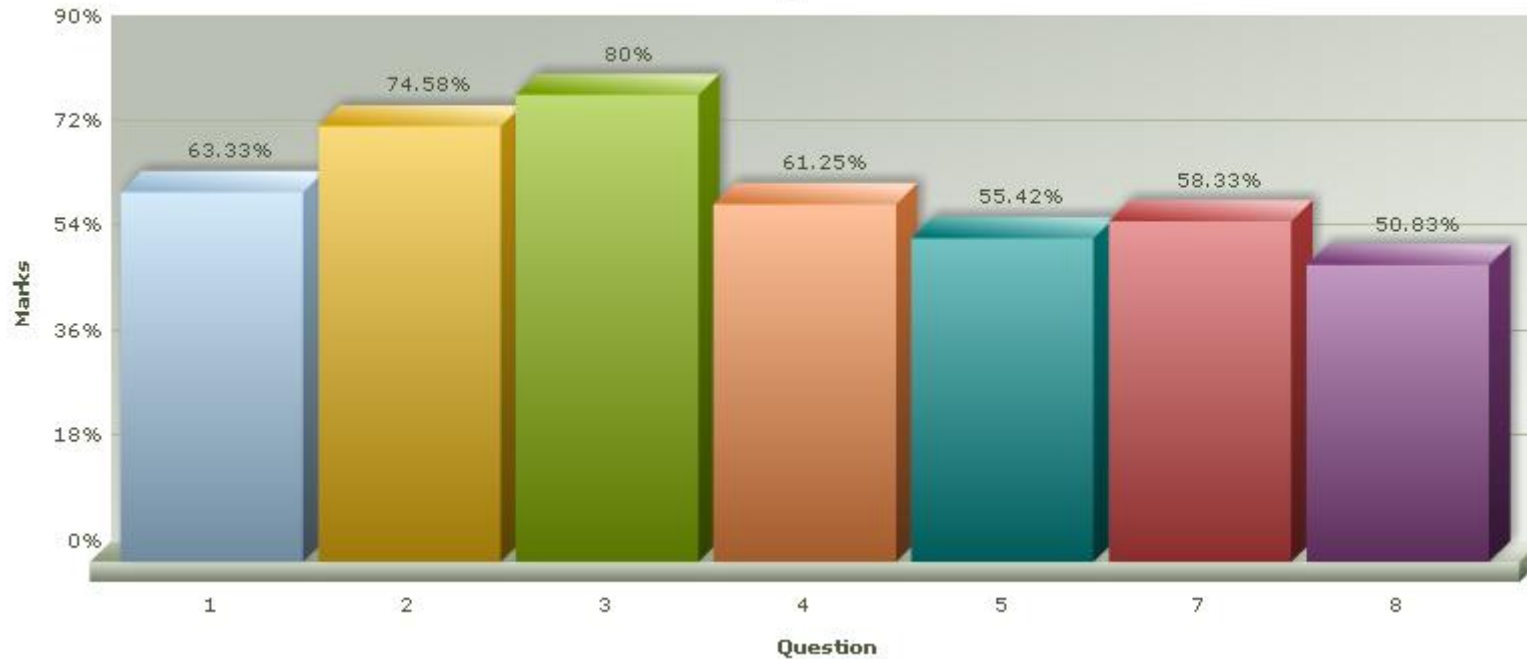
ST. XAVIER'S COLLEGE (AUTONOMOUS) , KOLKATA

3rd Year Feedback Analysis for the Department : MMFI of Session : 2019-2020

Sl.No	Question	No of Students Evaluating	Evaluated out of	Evaluation Marks	Average Marks	Percentage
1	Over-all experience about the teaching-learning process in the college	48	48 * 5 = 240	152	3.17	63.33
2	Library facilities available in the college	48	48 * 5 = 240	179	3.73	74.58
3	Infrastructural/lab/practical facilities offered by the college	48	48 * 5 = 240	192	4	80
4	Experience with the office and support staff	48	48 * 5 = 240	147	3.06	61.25
5	Quality of the course curriculum	48	48 * 5 = 240	133	2.77	55.42
7	Co-curricular and extra-curricular activities	48	48 * 5 = 240	140	2.92	58.33
8	Level of fulfillment of your expectations during the last four years	48	48 * 5 = 240	122	2.54	50.83

FusionCharts v3.2 Evaluation

All Feedback Evaluation Marks
For the Department : MMFI



ST. XAVIER'S COLLEGE (AUTONOMOUS) , KOLKATA

5th Year Feedback Analysis for the Department : MMFI of Session : 2019-2020

Sl.No	Question	No of Students Evaluating	Evaluated out of	Evaluation Marks	Average Marks	Percentage
1	Over-all experience about the teaching-learning process in the college	27	27 * 5 = 135	72	2.67	53.33
2	Library facilities available in the college	27	27 * 5 = 135	84	3.11	62.22
3	Infrastructural/lab/practical facilities offered by the college	27	27 * 5 = 135	105	3.89	77.78
4	Experience with the office and support staff	27	27 * 5 = 135	67	2.48	49.63
5	Quality of the course curriculum	27	27 * 5 = 135	64	2.37	47.41
7	Co-curricular and extra-curricular activities	27	27 * 5 = 135	78	2.89	57.78
8	Level of fulfillment of your expectations during the last four years	27	27 * 5 = 135	67	2.48	49.63

FusionCharts v3.2 Evaluation

All Feedback Evaluation Marks
For the Department : MMFI

