

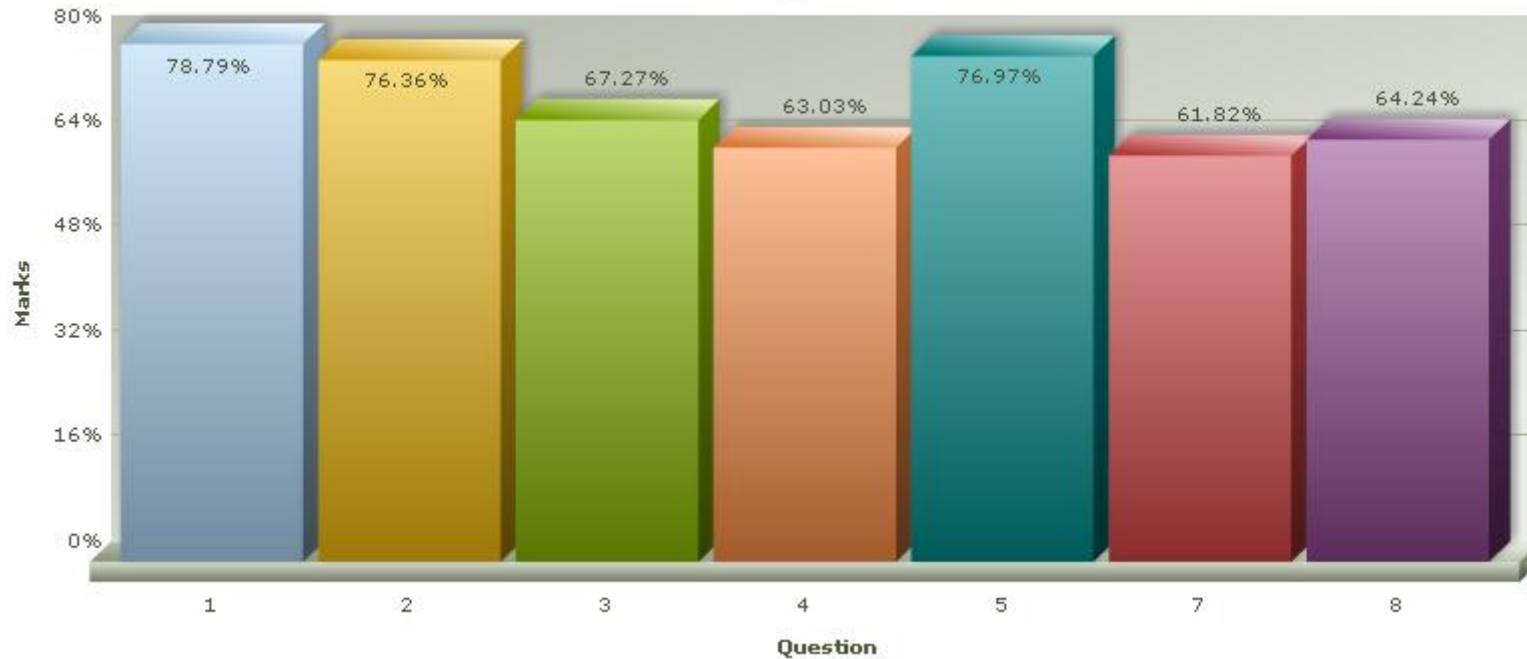
ST. XAVIER'S COLLEGE (AUTONOMOUS) , KOLKATA

5th Year Feedback Analysis for the Department : BMBT of Session : 2019-2020

| Sl.No | Question | No of Students Evaluating | Evaluated out of | Evaluation Marks | Average Marks | Percentage |
|-------|--|---------------------------|------------------|------------------|---------------|------------|
| 1 | Over-all experience about the teaching-learning process in the college | 33 | 33 * 5 = 165 | 130 | 3.94 | 78.79 |
| 2 | Library facilities available in the college | 33 | 33 * 5 = 165 | 126 | 3.82 | 76.36 |
| 3 | Infrastructural/lab/practical facilities offered by the college | 33 | 33 * 5 = 165 | 111 | 3.36 | 67.27 |
| 4 | Experience with the office and support staff | 33 | 33 * 5 = 165 | 104 | 3.15 | 63.03 |
| 5 | Quality of the course curriculum | 33 | 33 * 5 = 165 | 127 | 3.85 | 76.97 |
| 7 | Co-curricular and extra-curricular activities | 33 | 33 * 5 = 165 | 102 | 3.09 | 61.82 |
| 8 | Level of fulfillment of your expectations during the last four years | 33 | 33 * 5 = 165 | 106 | 3.21 | 64.24 |

FusionCharts v3.2 Evaluation

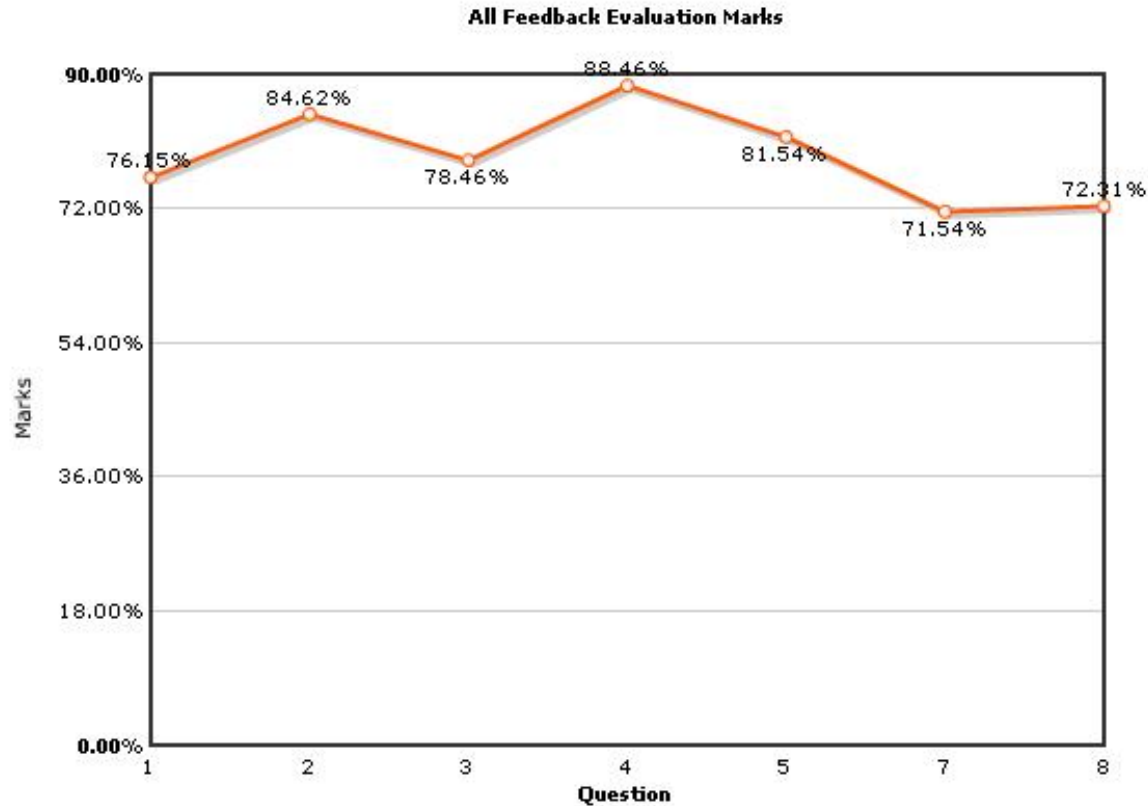
All Feedback Evaluation Marks
For the Department : BMBT



ST. XAVIER'S COLLEGE (AUTONOMOUS) , KOLKATA

1st Year Feedback Analysis for the Department : MCOM of Session : 2019-2020

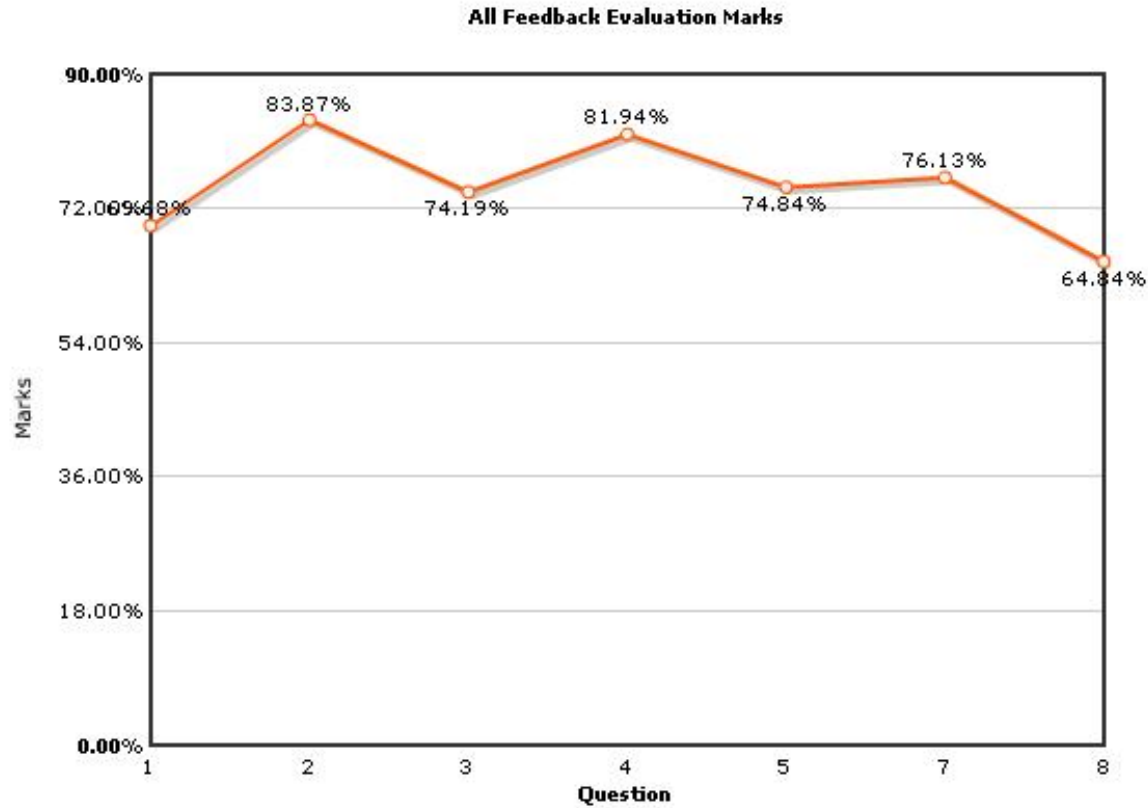
| Sl.No | Question | No of Students Evaluating | Evaluated out of | Evaluation Marks | Average Marks | Percentage |
|-------|--|---------------------------|------------------|------------------|---------------|------------|
| 1 | Over-all experience about the teaching-learning process in the college | 52 | 52 * 5 = 260 | 198 | 3.81 | 76.15 |
| 2 | Library facilities available in the college | 52 | 52 * 5 = 260 | 220 | 4.23 | 84.62 |
| 3 | Infrastructural facilities offered by the college | 52 | 52 * 5 = 260 | 204 | 3.92 | 78.46 |
| 4 | Experience with the office and support staff | 52 | 52 * 5 = 260 | 230 | 4.42 | 88.46 |
| 5 | Quality of the course curriculum : Honours | 52 | 52 * 5 = 260 | 212 | 4.08 | 81.54 |
| 7 | Co-curricular and extra-curricular activities | 52 | 52 * 5 = 260 | 186 | 3.58 | 71.54 |
| 8 | Level of fulfillment of your expectations during the last three years | 52 | 52 * 5 = 260 | 188 | 3.62 | 72.31 |



ST. XAVIER'S COLLEGE (AUTONOMOUS) , KOLKATA

2nd Year Feedback Analysis for the Department : MCOM of Session : 2019-2020

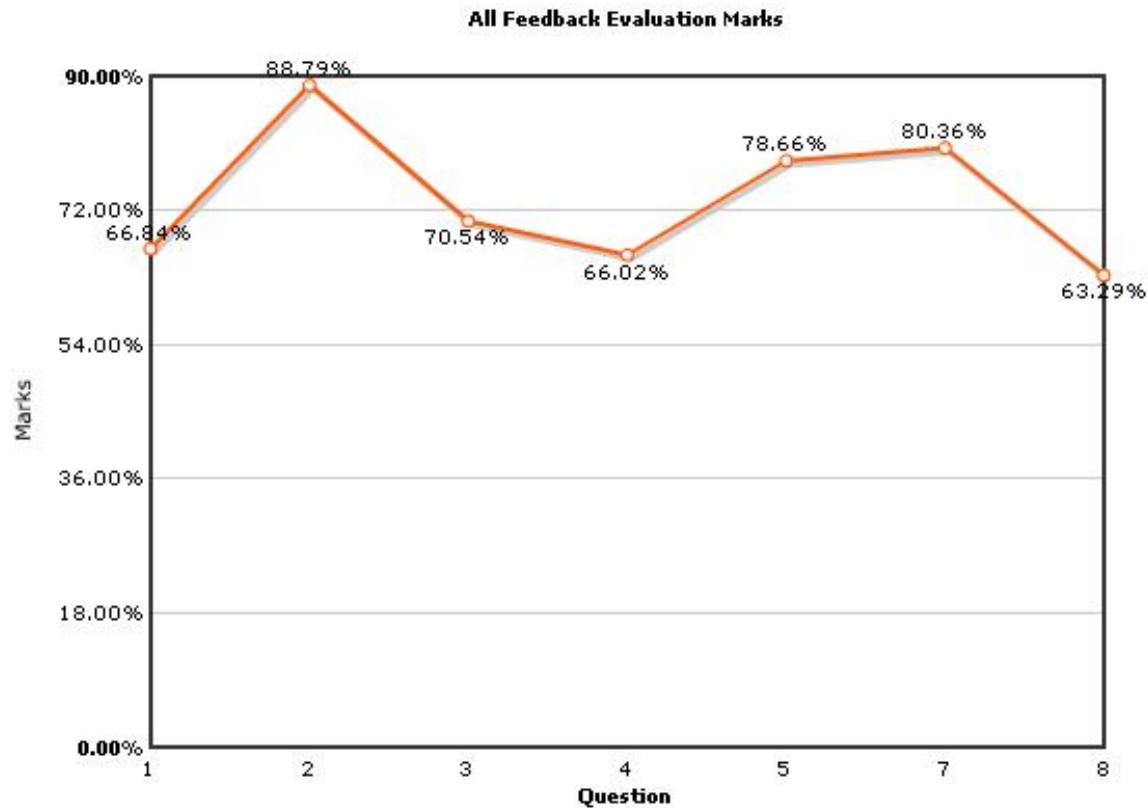
| Sl.No | Question | No of Students Evaluating | Evaluated out of | Evaluation Marks | Average Marks | Percentage |
|-------|--|---------------------------|------------------|------------------|---------------|------------|
| 1 | Over-all experience about the teaching-learning process in the college | 62 | 62 * 5 = 310 | 216 | 3.48 | 69.68 |
| 2 | Library facilities available in the college | 62 | 62 * 5 = 310 | 260 | 4.19 | 83.87 |
| 3 | Infrastructural facilities offered by the college | 62 | 62 * 5 = 310 | 230 | 3.71 | 74.19 |
| 4 | Experience with the office and support staff | 62 | 62 * 5 = 310 | 254 | 4.1 | 81.94 |
| 5 | Quality of the course curriculum : Honours | 62 | 62 * 5 = 310 | 232 | 3.74 | 74.84 |
| 7 | Co-curricular and extra-curricular activities | 62 | 62 * 5 = 310 | 236 | 3.81 | 76.13 |
| 8 | Level of fulfillment of your expectations during the last three years | 62 | 62 * 5 = 310 | 201 | 3.24 | 64.84 |



ST. XAVIER'S COLLEGE (AUTONOMOUS) , KOLKATA

1st Year Feedback Analysis for the Department : COMA of Session : 2019-2020

| Sl.No | Question | No of Students Evaluating | Evaluated out of | Evaluation Marks | Average Marks | Percentage |
|-------|--|---------------------------|------------------|------------------|---------------|------------|
| 1 | Over-all experience about the teaching-learning process in the college | 389 | 389 * 5 = 1945 | 1300 | 3.34 | 66.84 |
| 2 | Library facilities available in the college | 389 | 389 * 5 = 1945 | 1727 | 4.44 | 88.79 |
| 3 | Infrastructural facilities offered by the college | 389 | 389 * 5 = 1945 | 1372 | 3.53 | 70.54 |
| 4 | Experience with the office and support staff | 389 | 389 * 5 = 1945 | 1284 | 3.3 | 66.02 |
| 5 | Quality of the course curriculum : Honours | 389 | 389 * 5 = 1945 | 1530 | 3.93 | 78.66 |
| 7 | Co-curricular and extra-curricular activities | 389 | 389 * 5 = 1945 | 1563 | 4.02 | 80.36 |
| 8 | Level of fulfillment of your expectations during the last three years | 389 | 389 * 5 = 1945 | 1231 | 3.16 | 63.29 |



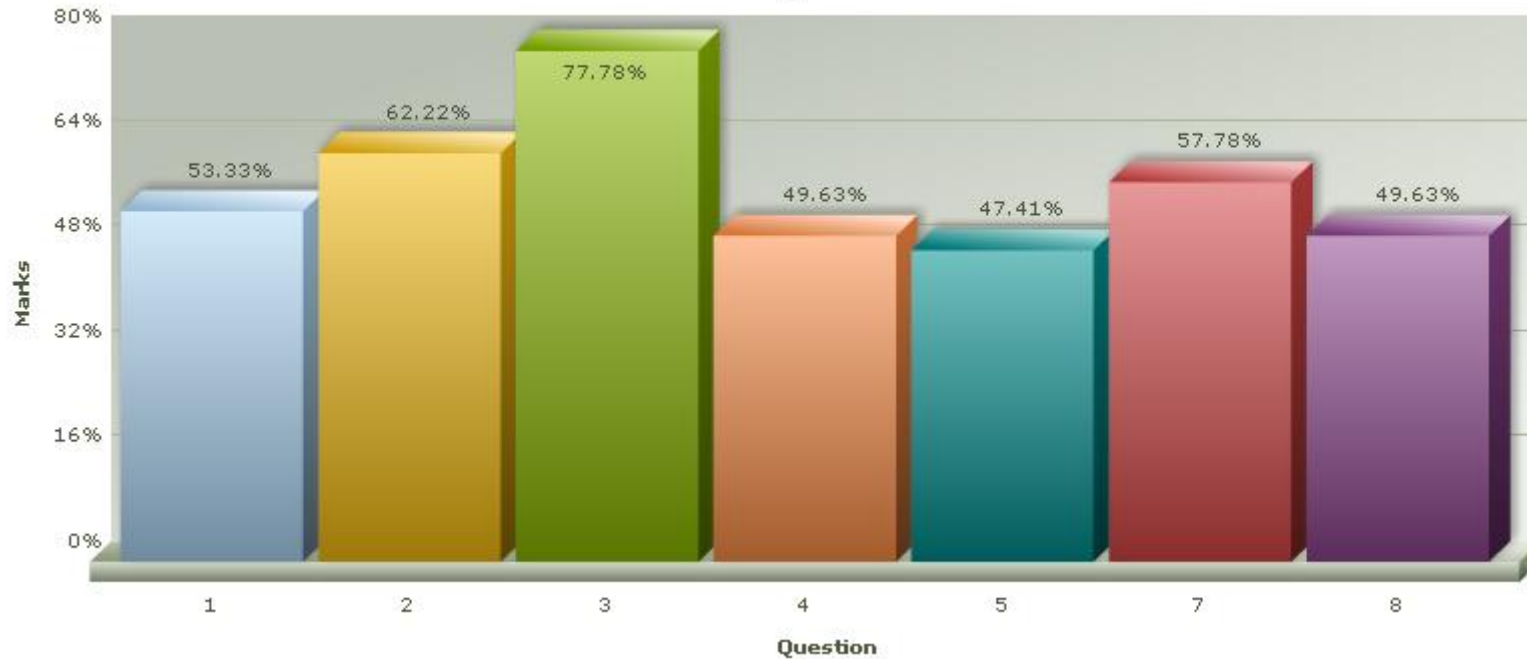
ST. XAVIER'S COLLEGE (AUTONOMOUS) , KOLKATA

5th Year Feedback Analysis for the Department : MMFI of Session : 2019-2020

| Sl.No | Question | No of Students Evaluating | Evaluated out of | Evaluation Marks | Average Marks | Percentage |
|-------|--|---------------------------|------------------|------------------|---------------|------------|
| 1 | Over-all experience about the teaching-learning process in the college | 27 | 27 * 5 = 135 | 72 | 2.67 | 53.33 |
| 2 | Library facilities available in the college | 27 | 27 * 5 = 135 | 84 | 3.11 | 62.22 |
| 3 | Infrastructural/lab/practical facilities offered by the college | 27 | 27 * 5 = 135 | 105 | 3.89 | 77.78 |
| 4 | Experience with the office and support staff | 27 | 27 * 5 = 135 | 67 | 2.48 | 49.63 |
| 5 | Quality of the course curriculum | 27 | 27 * 5 = 135 | 64 | 2.37 | 47.41 |
| 7 | Co-curricular and extra-curricular activities | 27 | 27 * 5 = 135 | 78 | 2.89 | 57.78 |
| 8 | Level of fulfillment of your expectations during the last four years | 27 | 27 * 5 = 135 | 67 | 2.48 | 49.63 |

FusionCharts v3.2 Evaluation

All Feedback Evaluation Marks
For the Department : MMFI



ST. XAVIER'S COLLEGE (AUTONOMOUS) , KOLKATA

3rd Year Feedback Analysis for the Department : MMFI of Session : 2019-2020

| Sl.No | Question | No of Students Evaluating | Evaluated out of | Evaluation Marks | Average Marks | Percentage |
|-------|--|---------------------------|------------------|------------------|---------------|------------|
| 1 | Over-all experience about the teaching-learning process in the college | 48 | 48 * 5 = 240 | 152 | 3.17 | 63.33 |
| 2 | Library facilities available in the college | 48 | 48 * 5 = 240 | 179 | 3.73 | 74.58 |
| 3 | Infrastructural/lab/practical facilities offered by the college | 48 | 48 * 5 = 240 | 192 | 4 | 80 |
| 4 | Experience with the office and support staff | 48 | 48 * 5 = 240 | 147 | 3.06 | 61.25 |
| 5 | Quality of the course curriculum | 48 | 48 * 5 = 240 | 133 | 2.77 | 55.42 |
| 7 | Co-curricular and extra-curricular activities | 48 | 48 * 5 = 240 | 140 | 2.92 | 58.33 |
| 8 | Level of fulfillment of your expectations during the last four years | 48 | 48 * 5 = 240 | 122 | 2.54 | 50.83 |

FusionCharts v3.2 Evaluation

All Feedback Evaluation Marks
For the Department : MMFI

