

BA/BSC
RESULT SHEET OF SEMESTER-V EXAMINATION
HELD IN THE MONTH OF DECEMBER, 2021

Dept	Roll	Result	SGPA	Dept	Roll	Result	SGPA	Dept	Roll	Result	SGPA
ENGA	1	293 / 400	7.33	ENGA	56	286 / 400	7.15	PLSA	134	RW: HPSDS5011T	
ENGA	2	300 / 400	7.50	ENGA	57	282 / 400	7.05	PLSA	135	232 / 400	5.80
ENGA	3	294 / 400	7.35	ENGA	59	RW: HENDS5021T		PLSA	137	231 / 400	5.78
ENGA	6	278 / 400	6.95	ENGA	60	217 / 400	5.43	PLSA	138	*HPSCR5121T	
ENGA	7	282 / 400	7.05	ENGA	61	234 / 400	5.85	PLSA	139	228 / 400	5.70
ENGA	8	289 / 400	7.23	ENGA	63	238 / 400	5.95	PLSA	141	Results Withheld	
ENGA	9	286 / 400	7.15	ENGA	64	ABS/DB		PLSA	142	247 / 400	6.18
ENGA	10	290 / 400	7.25	ENGA	65	303 / 400	7.58	PLSA	143	RW: HPSCR5121T	
ENGA	11	316 / 400	7.90	ENGA	66	303 / 400	7.58	PLSA	144	RW: HPSCR5121T	
ENGA	13	292 / 400	7.30	ENGA	67	233 / 400	5.83	PLSA	145	334 / 400	8.35
ENGA	15	247 / 400	6.18	ENGA	68	*HENDS5011T		PLSA	149	225 / 400	5.63
ENGA	21	317 / 400	7.93	ENGA	69	253 / 400	6.33	PLSA	150	264 / 400	6.60
ENGA	22	273 / 400	6.83	ENGA	70	291 / 400	7.28	PLSA	152	286 / 400	7.15
ENGA	24	291 / 400	7.28	ENGA	71	231 / 400	5.78	PLSA	154	231 / 400	5.78
ENGA	26	290 / 400	7.25	ENGA	72	272 / 400	6.80	PLSA	156	241 / 400	6.03
ENGA	28	317 / 400	7.93	ENGA	73	241 / 400	6.03	PLSA	157	Results Withheld	
ENGA	31	283 / 400	7.08	ENGA	74	218 / 400	5.45	PLSA	158	191 / 400	4.78
ENGA	32	258 / 400	6.45	ENGA	75	253 / 400	6.33	PLSA	159	182 / 400	4.55
ENGA	33	286 / 400	7.15	PLSA	101	260 / 400	6.50	PLSA	161	324 / 400	8.10
ENGA	35	261 / 400	6.53	PLSA	103	348 / 400	8.70	PLSA	162	316 / 400	7.90
ENGA	36	277 / 400	6.93	PLSA	105	289 / 400	7.23	PLSA	163	210 / 400	5.25
ENGA	38	210 / 400	5.25	PLSA	106	330 / 400	8.25	PLSA	164	*HPSCR5121T	
ENGA	40	252 / 400	6.30	PLSA	108	322 / 400	8.05	PLSA	165	215 / 400	5.38
ENGA	41	280 / 400	7.00	PLSA	109	319 / 400	7.98	PLSA	166	RW: HPSDS5011T	
ENGA	42	272 / 400	6.80	PLSA	110	255 / 400	6.38	PLSA	168	*HPSCR5121T*HPSDS5011T* HPSDS5021T	
ENGA	43	286 / 400	7.15	PLSA	114	294 / 400	7.35	SOCA	202	270 / 400	6.75
ENGA	44	270 / 400	6.75	PLSA	116	290 / 400	7.25	SOCA	204	260 / 400	6.50
ENGA	45	316 / 400	7.90	PLSA	118	233 / 400	5.83	SOCA	205	247 / 400	6.18
ENGA	46	263 / 400	6.58	PLSA	119	267 / 400	6.68	SOCA	207	238 / 400	5.95
ENGA	47	276 / 400	6.90	PLSA	120	238 / 400	5.95	SOCA	208	297 / 400	7.43
ENGA	48	263 / 400	6.58	PLSA	121	282 / 400	7.05	SOCA	210	242 / 400	6.05
ENGA	49	247 / 400	6.18	PLSA	123	RW: HPSCR5121T		SOCA	211	227 / 400	5.68
ENGA	51	297 / 400	7.43	PLSA	124	267 / 400	6.68	SOCA	212	270 / 400	6.75
ENGA	52	291 / 400	7.28	PLSA	126	247 / 400	6.18	SOCA	213	302 / 400	7.55
ENGA	53	281 / 400	7.03	PLSA	130	232 / 400	5.80	SOCA	214	247 / 400	6.18
ENGA	54	264 / 400	6.60	PLSA	132	195 / 400	4.88	SOCA	215	278 / 400	6.95
ENGA	55	288 / 400	7.20	PLSA	133	279 / 400	6.98	SOCA	217	247 / 400	6.18

Note: There might be a few inadvertent errors.

Visit Students Section of the College Website to download the Provisional Marksheets.

Remarks: RW (Result Withheld), RA (Reported Against), INC (Result Incomplete), DB (Debarred), NSU (Not Sent up), (*) denotes ARREAR in that paper

Aniketa

Controller of Examinations
St. Xavier's College (Autonomous)

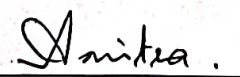
J. Luioz


Principal
St. Xavier's College (Autonomous)

BA/BSC
RESULT SHEET OF SEMESTER-V EXAMINATION
HELD IN THE MONTH OF DECEMBER, 2021

Dept	Roll	Result	SGPA	Dept	Roll	Result	SGPA	Dept	Roll	Result	SGPA
SOCA	218	225 / 400	5.63	SOCA	263	214 / 400	5.35	BAGG	313	283 / 400	6.75
SOCA	219	271 / 400	6.78	SOCA	264	220 / 400	5.50	BAGG	314	300 / 400	7.28
SOCA	220	271 / 400	6.78	SOCA	265	186 / 400	4.65	BAGG	315	ABS/DB	
SOCA	221	250 / 400	6.25	SOCA	266	*HSOCR5111T*HSOCR5121T		BAGG	316	259 / 400	6.65
SOCA	222	229 / 400	5.73	SOCA	267	235 / 400	5.88	BAGG	317	281 / 400	6.79
SOCA	223	237 / 400	5.93	SOCA	268	*HSOCR5121T		BAGG	318	277 / 400	6.73
SOCA	224	264 / 400	6.60	SOCA	269	242 / 400	6.05	BAGG	319	261 / 400	6.31
SOCA	226	RW: HSOCR5111T		SOCA	270	257 / 400	6.43	BAGG	320	251 / 400	6.27
SOCA	227	297 / 400	7.43	SOCA	272	192 / 400	4.80	BAGG	321	284 / 400	6.84
SOCA	230	226 / 400	5.65	SOCA	273	Results Withheld		BAGG	322	263 / 400	6.35
SOCA	231	RW[*HSOCR5111T]*HSOCR5121T		SOCA	274	*HSOCR5111T		BAGG	324	270 / 400	6.44
SOCA	232	255 / 400	6.38	SOCA	275	*HSOCR5111T*HSOCR5121T		BAGG	326	224 / 400	5.56
SOCA	234	224 / 400	5.60	BNGA	501	310 / 400	7.75	BAGG	327	274 / 400	6.68
SOCA	235	283 / 400	7.08	BNGA	504	RW: HBNDSS011T		BAGG	328	277 / 400	6.61
SOCA	236	273 / 400	6.83	BNGA	505	254 / 400	6.35	BAGG	330	287 / 400	6.93
SOCA	237	249 / 400	6.23	BNGA	506	273 / 400	6.83	BAGG	331	239 / 400	5.63
SOCA	238	230 / 400	5.75	BNGA	508	299 / 400	7.48	BAGG	332	260 / 400	6.36
SOCA	239	274 / 400	6.85	BNGA	509	298 / 400	7.45	BAGG	333	287 / 400	6.91
SOCA	241	205 / 400	5.13	BNGA	513	217 / 400	5.43	BAGG	334	277 / 400	6.61
SOCA	243	262 / 400	6.55	BNGA	515	270 / 400	6.75	BAGG	335	267 / 400	6.57
SOCA	245	298 / 400	7.45	BNGA	516	244 / 400	6.10	BAGG	337	305 / 400	7.41
SOCA	246	RW: HSOCR5111T		BNGA	517	316 / 400	7.90	BAGG	338	304 / 400	7.44
SOCA	247	199 / 400	4.98	BNGA	518	252 / 400	6.30	BAGG	340	ABS/DB	
SOCA	249	250 / 400	6.25	BNGA	519	272 / 400	6.80	BAGG	341	Results Withheld	
SOCA	250	274 / 400	6.85	BNGA	520	291 / 400	7.28	BAGG	343	253 / 400	6.11
SOCA	251	241 / 400	6.03	BNGA	521	237 / 400	5.93	BAGG	344	249 / 400	6.01
SOCA	252	249 / 400	6.23	BNGA	522	281 / 400	7.03	BAGG	345	269 / 400	6.27
SOCA	253	215 / 400	5.38	BAGG	301	270 / 400	6.46	BAGG	346	274 / 400	6.64
SOCA	254	*HSOCR5121T		BAGG	302	297 / 400	7.19	BAGG	347	208 / 400	4.80
SOCA	255	193 / 400	4.83	BAGG	303	213 / 400	5.39	BAGG	349	203 / 400	5.05
SOCA	256	243 / 400	6.08	BAGG	304	295 / 400	7.15	BAGG	350	284 / 400	6.80
SOCA	257	252 / 400	6.30	BAGG	305	ABS/DB		BAGG	352	ABS/DB	
SOCA	258	ABS/DB		BAGG	306	261 / 400	6.31	BAGG	353	267 / 400	6.41
SOCA	259	244 / 400	6.10	BAGG	309	297 / 400	7.25	BAGG	354	*GPSDSS011T	
SOCA	260	211 / 400	5.28	BAGG	310	310 / 400	7.56	BAGG	355	246 / 400	5.84
SOCA	261	246 / 400	6.15	BAGG	311	229 / 400	5.47	BAGG	356	234 / 400	5.72
SOCA	262	262 / 400	6.55	BAGG	312	262 / 400	6.28	BAGG	357	232 / 400	5.48

Note: There might be a few inadvertent errors.
 Visit Students Section of the College Website to download the Provisional Marksheet.
Remarks: RW (Result Withheld), RA (Reported Against), INC (Result Incomplete),
 DB (Debarred), NSU (Not Sent up). (*) denotes ARREAR in that paper


 Controller of Examinations
 St. Xavier's College (Autonomous)

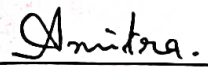

 Principal
 St. Xavier's College (Autonomous)

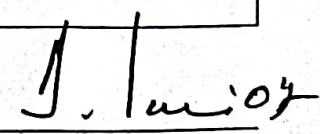
BA/BSC
RESULT SHEET OF SEMESTER-V EXAMINATION
HELD IN THE MONTH OF DECEMBER, 2021

Dept	Roll	Result	SGPA	Dept	Roll	Result	SGPA	Dept	Roll	Result	SGPA
BAGG	359	276 / 400	6.66	MTMA	63	294 / 400	7.35	PHSA	116	RW: HPHDS5011T	
BAGG	360	257 / 400	6.11	MTMA	65	266 / 400	6.65	PHSA	125	253 / 400	6.33
BAGG	1390	238 / 400	5.72	MTMA	66	280 / 400	7.00	PHSA	128	312 / 400	7.80
MTMA	1	306 / 400	7.65	MTMA	67	291 / 400	7.28	PHSA	131	326 / 400	8.15
MTMA	2	271 / 400	6.78	MTMA	68	292 / 400	7.30	PHSA	133	281 / 400	7.03
MTMA	3	291 / 400	7.28	MTMA	69	344 / 400	8.60	PHSA	135	327 / 400	8.18
MTMA	4	297 / 400	7.43	MTMA	73	305 / 400	7.63	PHSA	137	319 / 400	7.98
MTMA	5	280 / 400	7.00	MTMA	74	278 / 400	6.95	PHSA	138	328 / 400	8.20
MTMA	6	306 / 400	7.65	MTMA	75	287 / 400	7.18	PHSA	139	308 / 400	7.70
MTMA	7	308 / 400	7.70	MTMA	76	305 / 400	7.63	PHSA	142	319 / 400	7.98
MTMA	8	309 / 400	7.73	MTMA	77	274 / 400	6.85	PHSA	145	319 / 400	7.98
MTMA	10	289 / 400	7.23	MTMA	78	306 / 400	7.65	PHSA	146	270 / 400	6.75
MTMA	11	273 / 400	6.83	MTMA	80	289 / 400	7.23	PHSA	147	334 / 400	8.35
MTMA	12	287 / 400	7.18	MTMA	81	ABS/DB		PHSA	148	RW: HPHDS5011T	
MTMA	13	248 / 400	6.20	MTMA	82	302 / 400	7.55	PHSA	151	302 / 400	7.55
MTMA	18	326 / 400	8.15	MTMA	84	290 / 400	7.25	PHSA	152	327 / 400	8.18
MTMA	19	301 / 400	7.53	MTMA	88	280 / 400	7.00	PHSA	154	326 / 400	8.15
MTMA	20	313 / 400	7.83	MTMA	89	238 / 400	5.95	PHSA	157	359 / 400	8.98
MTMA	21	307 / 400	7.68	MTMA	90	303 / 400	7.58	PHSA	159	268 / 400	6.70
MTMA	24	301 / 400	7.53	MTMA	91	252 / 400	6.30	PHSA	161	324 / 400	8.10
MTMA	27	338 / 400	8.45	MTMA	92	296 / 400	7.40	PHSA	162	301 / 400	7.53
MTMA	28	284 / 400	7.10	MTMA	93	258 / 400	6.45	PHSA	163	333 / 400	8.33
MTMA	29	293 / 400	7.33	MTMA	94	265 / 400	6.63	PHSA	164	Results Withheld	
MTMA	30	322 / 400	8.05	MTMA	95	249 / 400	6.23	PHSA	165	320 / 400	8.00
MTMA	33	352 / 400	8.80	MTMA	96	293 / 400	7.33	PHSA	166	305 / 400	7.63
MTMA	34	311 / 400	7.78	MTMA	98	305 / 400	7.63	PHSA	168	308 / 400	7.70
MTMA	37	298 / 400	7.45	MTMA	701	278 / 400	6.95	PHSA	170	211 / 400	5.28
MTMA	40	289 / 400	7.23	MTMA	703	238 / 400	5.95	PHSA	171	348 / 400	8.70
MTMA	42	340 / 400	8.50	MTMA	704	266 / 400	6.65	PHSA	173	269 / 400	6.73
MTMA	43	296 / 400	7.40	MTMA	705	251 / 400	6.28	PHSA	174	328 / 400	8.20
MTMA	44	261 / 400	6.53	PHSA	101	325 / 400	8.13	PHSA	175	333 / 400	8.33
MTMA	45	241 / 400	6.03	PHSA	102	318 / 400	7.95	ECOA	201	344 / 400	8.60
MTMA	46	253 / 400	6.33	PHSA	105	297 / 400	7.43	ECOA	202	363 / 400	9.08
MTMA	48	282 / 400	7.05	PHSA	109	348 / 400	8.70	ECOA	203	366 / 400	9.15
MTMA	52	285 / 400	7.13	PHSA	110	342 / 400	8.55	ECOA	204	348 / 400	8.70
MTMA	54	280 / 400	7.00	PHSA	112	303 / 400	7.58	ECOA	206	341 / 400	8.53
MTMA	58	215 / 400	5.38	PHSA	113	283 / 400	7.08	ECOA	208	354 / 400	8.85

Note: There might be a few inadvertent errors.

Visit Students Section of the College Website to download the Provisional Marksheet.
 Remarks: RW (Result Withheld), RA (Reported Against), INC (Result Incomplete), DB (Debarred), NSU (Not Sent up), (*) denotes ARREAR in that paper


 Controller of Examinations
 St. Xavier's College (Autonomous)


 Principal
 St. Xavier's College (Autonomous)



ST. XAVIER'S COLLEGE (AUTONOMOUS)
(UNDER CALCUTTA UNIVERSITY)

30, Mother Teresa Sarani
Kolkata-700 016.

BA/BSC

**RESULT SHEET OF SEMESTER-V EXAMINATION
HELD IN THE MONTH OF DECEMBER, 2021**

Dept	Roll	Result	SGPA	Dept	Roll	Result	SGPA	Dept	Roll	Result	SGPA
ECOA	209	369 / 400	9.23	ECOA	265	337 / 400	8.43	CEMA	348	309 / 400	7.73
ECOA	210	360 / 400	9.00	ECOA	266	*HECDS5011T		CEMA	349	369 / 400	9.23
ECOA	211	353 / 400	8.83	ECOA	268	352 / 400	8.80	CEMA	350	365 / 400	9.13
ECOA	214	350 / 400	8.75	ECOA	269	332 / 400	8.30	CEMA	352	363 / 400	9.08
ECOA	216	347 / 400	8.68	ECOA	270	341 / 400	8.53	CEMA	353	374 / 400	9.35
ECOA	218	352 / 400	8.80	ECOA	271	339 / 400	8.48	CEMA	355	371 / 400	9.28
ECOA	219	337 / 400	8.43	ECOA	273	353 / 400	8.83	CEMA	356	374 / 400	9.35
ECOA	220	362 / 400	9.05	ECOA	275	310 / 400	7.75	CEMA	358	374 / 400	9.35
ECOA	224	360 / 400	9.00	ECOA	277	346 / 400	8.65	CEMA	360	359 / 400	8.98
ECOA	227	357 / 400	8.93	ECOA	278	366 / 400	9.15	CEMA	361	365 / 400	9.13
ECOA	228	360 / 400	9.00	ECOA	279	354 / 400	8.85	CEMA	363	365 / 400	9.13
ECOA	229	366 / 400	9.15	ECOA	280	339 / 400	8.48	CEMA	366	369 / 400	9.23
ECOA	230	359 / 400	8.98	ECOA	281	348 / 400	8.70	CEMA	367	364 / 400	9.10
ECOA	231	348 / 400	8.70	ECOA	282	338 / 400	8.45	CEMA	369	373 / 400	9.33
ECOA	233	343 / 400	8.58	ECOA	283	351 / 400	8.78	CEMA	371	299 / 400	7.48
ECOA	237	360 / 400	9.00	ECOA	284	338 / 400	8.45	CEMA	372	364 / 400	9.10
ECOA	238	340 / 400	8.50	CEMA	301	360 / 400	9.00	CEMA	374	356 / 400	8.90
ECOA	241	312 / 400	7.80	CEMA	303	364 / 400	9.10	CEMA	379	317 / 400	7.93
ECOA	244	362 / 400	9.05	CEMA	305	362 / 400	9.05	CEMA	380	377 / 400	9.43
ECOA	245	347 / 400	8.68	CEMA	307	372 / 400	9.30	CEMA	381	371 / 400	9.28
ECOA	246	362 / 400	9.05	CEMA	310	392 / 400	9.80	STSA	401	326 / 400	8.15
ECOA	247	352 / 400	8.80	CEMA	311	375 / 400	9.38	STSA	402	347 / 400	8.68
ECOA	248	359 / 400	8.98	CEMA	312	390 / 400	9.75	STSA	403	352 / 400	8.80
ECOA	249	349 / 400	8.73	CEMA	313	365 / 400	9.13	STSA	405	322 / 400	8.05
ECOA	250	363 / 400	9.08	CEMA	316	353 / 400	8.83	STSA	406	348 / 400	8.70
ECOA	252	357 / 400	8.93	CEMA	317	362 / 400	9.05	STSA	407	363 / 400	9.08
ECOA	253	352 / 400	8.80	CEMA	319	365 / 400	9.13	STSA	408	327 / 400	8.18
ECOA	254	359 / 400	8.98	CEMA	320	377 / 400	9.43	STSA	410	345 / 400	8.63
ECOA	255	338 / 400	8.45	CEMA	321	363 / 400	9.08	STSA	411	344 / 400	8.60
ECOA	256	344 / 400	8.60	CEMA	325	360 / 400	9.00	STSA	412	306 / 400	7.65
ECOA	257	335 / 400	8.38	CEMA	328	359 / 400	8.98	STSA	413	359 / 400	8.98
ECOA	258	354 / 400	8.85	CEMA	330	359 / 400	8.98	STSA	414	326 / 400	8.15
ECOA	259	RW: HECDS5021T		CEMA	332	369 / 400	9.23	STSA	415	340 / 400	8.50
ECOA	260	353 / 400	8.83	CEMA	334	369 / 400	9.23	STSA	416	339 / 400	8.48
ECOA	262	356 / 400	8.90	CEMA	337	358 / 400	8.95	STSA	417	323 / 400	8.08
ECOA	263	274 / 400	6.85	CEMA	338	374 / 400	9.35	STSA	420	338 / 400	8.45
ECOA	264	354 / 400	8.85	CEMA	339	369 / 400	9.23	STSA	421	330 / 400	8.25

Note: There might be a few inadvertent errors

Visit Students Section of the College Website to download the Provisional Marksheet.
Remarks: RW (Result Withheld), RA (Reported Against), INC (Result Incomplete),
DB (Debarred), NSU (Not Sent up), (*) denotes ARREAR in that paper

Anitara

Controller of Examinations
St. Xavier's College (Autonomous)

J. Luvio

Principal
St. Xavier's College (Autonomous)



ST. XAVIER'S COLLEGE (AUTONOMOUS)
(UNDER CALCUTTA UNIVERSITY)

30, Mother Teresa Street
Kebon-700 016.

BA/BSC
RESULT SHEET OF SEMESTER-V EXAMINATION
HELD IN THE MONTH OF DECEMBER, 2021

Dept	Roll	Result	SGPA	Dept	Roll	Result	SGPA	Dept	Roll	Result	SGPA
STSA	422	339 / 400	8.48	CMSA	504	347 / 400	8.68	CMSA	566	324 / 400	8.10
STSA	423	347 / 400	8.68	CMSA	505	353 / 400	8.83	CMSA	567	334 / 400	8.35
STSA	425	332 / 400	8.30	CMSA	506	348 / 400	8.70	CMSA	569	337 / 400	8.43
STSA	426	335 / 400	8.38	CMSA	507	380 / 400	9.50	CMSA	570	363 / 400	9.08
STSA	428	318 / 400	7.95	CMSA	508	345 / 400	8.63	CMSA	573	334 / 400	8.35
STSA	430	368 / 400	9.20	CMSA	509	361 / 400	9.03	CMSA	574	351 / 400	8.78
STSA	432	356 / 400	8.90	CMSA	511	372 / 400	9.30	CMSA	575	368 / 400	9.20
STSA	434	359 / 400	8.98	CMSA	512	373 / 400	9.33	CMSA	576	374 / 400	9.35
STSA	435	312 / 400	7.80	CMSA	513	362 / 400	9.05	CMSA	577	353 / 400	8.83
STSA	438	312 / 400	7.80	CMSA	515	373 / 400	9.33	CMSA	587	370 / 400	9.25
STSA	439	RW[*HSTCR5122P]		CMSA	516	319 / 400	7.98	CMSA	1531	Results Withheld	
STSA	441	343 / 400	8.58	CMSA	517	360 / 400	9.00	MCBA	603	362 / 400	9.05
STSA	442	346 / 400	8.65	CMSA	519	374 / 400	9.35	MCBA	604	347 / 400	8.68
STSA	443	348 / 400	8.70	CMSA	520	368 / 400	9.20	MCBA	605	359 / 400	8.98
STSA	445	343 / 400	8.58	CMSA	521	359 / 400	8.98	MCBA	606	371 / 400	9.28
STSA	446	347 / 400	8.68	CMSA	522	364 / 400	9.10	MCBA	607	351 / 400	8.78
STSA	447	345 / 400	8.63	CMSA	523	356 / 400	8.90	MCBA	608	354 / 400	8.85
STSA	448	321 / 400	8.03	CMSA	525	362 / 400	9.05	MCBA	609	368 / 400	9.20
STSA	449	*HSTCR5112P*HSTCR5112T* HSTCR5122P*HSTCR5122T* HSTD55012P*HSTD55012T*H STD55022T		CMSA	531	345 / 400	8.63	MCBA	611	367 / 400	9.18
STSA	450	259 / 400	6.48	CMSA	533	352 / 400	8.80	MCBA	612	341 / 400	8.53
STSA	452	359 / 400	8.98	CMSA	535	358 / 400	8.95	MCBA	613	340 / 400	8.50
STSA	453	291 / 400	7.28	CMSA	536	367 / 400	9.18	MCBA	614	344 / 400	8.60
STSA	454	331 / 400	8.28	CMSA	537	364 / 400	9.10	MCBA	616	339 / 400	8.48
STSA	455	334 / 400	8.35	CMSA	539	351 / 400	8.78	MCBA	617	331 / 400	8.28
STSA	456	343 / 400	8.58	CMSA	542	321 / 400	8.03	MCBA	618	335 / 400	8.38
STSA	457	351 / 400	8.78	CMSA	543	363 / 400	9.08	MCBA	619	344 / 400	8.60
STSA	458	339 / 400	8.48	CMSA	545	349 / 400	8.73	MCBA	620	325 / 400	8.13
STSA	460	297 / 400	7.43	CMSA	546	338 / 400	8.45	MCBA	621	364 / 400	9.10
STSA	461	343 / 400	8.58	CMSA	549	345 / 400	8.63	MCBA	622	362 / 400	9.05
STSA	463	334 / 400	8.35	CMSA	551	336 / 400	8.40	MCBA	624	332 / 400	8.30
STSA	464	340 / 400	8.50	CMSA	555	348 / 400	8.70	MCBA	626	354 / 400	8.85
STSA	465	308 / 400	7.70	CMSA	559	360 / 400	9.00	MCBA	627	328 / 400	8.20
STSA	466	323 / 400	8.08	CMSA	561	342 / 400	8.55	MCBA	628	341 / 400	8.53
STSA	467	352 / 400	8.80	CMSA	562	278 / 400	6.95	MCBA	631	348 / 400	8.70
STSA	468	293 / 400	7.33	CMSA	563	322 / 400	8.05	MCBA	633	315 / 400	7.88
CMSA	501	377 / 400	9.43	CMSA	564	354 / 400	8.85	MCBA	634	326 / 400	8.15
CMSA	502	345 / 400	8.63	CMSA	565	355 / 400	8.88	MCBA	635	343 / 400	8.58

Note: There might be a few inadvertent errors.

Visit Students Section of the College Website to download the Provisional Marksheet.

Remarks: RW (Result Withheld), RA (Reported Against), INC (Result Incomplete), DB (Debarred), NSU (Not Sent up), (*) denotes ARREAR in that paper

Anitra

Controller of Examinations
St. Xavier's College (Autonomous)

J. Lario

Principal
St. Xavier's College (Autonomous)

BA/BSC
RESULT SHEET OF SEMESTER-V EXAMINATION
HELD IN THE MONTH OF DECEMBER, 2021

Dept	Roll	Result	SGPA	Dept	Roll	Result	SGPA	Dept	Roll	Result	SGPA
MCBA	636	352 / 400	8.80	MCVA	819	310 / 400	7.75	MCVA	860	300 / 400	7.50
MCBA	639	356 / 400	8.90	MCVA	820	305 / 400	7.63	MCVA	861	231 / 400	5.78
MCBA	641	332 / 400	8.30	MCVA	821	319 / 400	7.98	MCVA	862	331 / 400	8.28
MCBA	642	352 / 400	8.80	MCVA	822	316 / 400	7.90	MCVA	1849	Results Withheld	
MCBA	643	350 / 400	8.75	MCVA	823	329 / 400	8.23				
MCBA	644	354 / 400	8.85	MCVA	824	241 / 400	6.03				
MCBA	645	341 / 400	8.53	MCVA	825	309 / 400	7.73				
MCBA	646	337 / 400	8.43	MCVA	826	307 / 400	7.68				
MCBA	647	329 / 400	8.23	MCVA	828	301 / 400	7.53				
MCBA	648	327 / 400	8.18	MCVA	829	299 / 400	7.48				
MCBA	650	349 / 400	8.73	MCVA	830	311 / 400	7.78				
MCBA	651	344 / 400	8.60	MCVA	831	ABS/DB					
MCBA	654	340 / 400	8.50	MCVA	832	280 / 400	7.00				
MCBA	655	341 / 400	8.53	MCVA	834	314 / 400	7.85				
MCBA	656	343 / 400	8.58	MCVA	835	302 / 400	7.55				
MCBA	657	332 / 400	8.30	MCVA	836	301 / 400	7.53				
MCBA	658	353 / 400	8.83	MCVA	837	246 / 400	6.15				
MCBA	659	362 / 400	9.05	MCVA	839	273 / 400	6.83				
MCBA	660	343 / 400	8.58	MCVA	840	265 / 400	6.63				
MCBA	663	341 / 400	8.53	MCVA	841	282 / 400	7.05				
MCVA	801	290 / 400	7.25	MCVA	842	310 / 400	7.75				
MCVA	802	296 / 400	7.40	MCVA	843	287 / 400	7.18				
MCVA	803	271 / 400	6.78	MCVA	844	294 / 400	7.35				
MCVA	804	ABS/DB		MCVA	845	244 / 400	6.10				
MCVA	806	309 / 400	7.73	MCVA	846	241 / 400	6.03				
MCVA	807	311 / 400	7.78	MCVA	847	297 / 400	7.43				
MCVA	808	304 / 400	7.60	MCVA	848	286 / 400	7.15				
MCVA	809	267 / 400	6.68	MCVA	849	274 / 400	6.85				
MCVA	810	291 / 400	7.28	MCVA	850	321 / 400	8.03				
MCVA	811	303 / 400	7.58	MCVA	851	289 / 400	7.23				
MCVA	812	256 / 400	6.40	MCVA	852	262 / 400	6.55				
MCVA	813	336 / 400	8.40	MCVA	853	287 / 400	7.18				
MCVA	814	290 / 400	7.25	MCVA	855	266 / 400	6.65				
MCVA	815	286 / 400	7.15	MCVA	856	327 / 400	8.18				
MCVA	816	316 / 400	7.90	MCVA	857	Results Withheld					
MCVA	817	304 / 400	7.60	MCVA	858	306 / 400	7.65				
MCVA	818	323 / 400	8.08	MCVA	859	273 / 400	6.83				

Note: There might be a few inadvertent errors

Visit Students Section of the College Website to download the Provisional Marksheet.
 Remarks: RW (Result Withheld), RA (Reported Against), INC (Result Incomplete),
 DB (Debarred), NSU (Not Sent up), (*) denotes ARREAR in that paper

Shmitra

Controller of Examinations
 St. Xavier's College (Autonomous)

J. Laro

Principal
 St. Xavier's College (Autonomous)